

YEAR 9 CLAY HEADS



Clay is a natural substance which is taken straight from the ground and is very tactile medium that many artists choose to sculpt with. You will be working with clay, using your hand building skills to create a clay 'bust' of yourself.

KEY WORDS

Observational
pencil drawing
Shading
Range of tones
Texture

Clay
Pinch pots
Coils
Tools
High relief

Low relief
Carving
Texture
Ceramic
Kiln

Fired work
3D
Moodboard
Designing a final
piece




Decorate
Painting skills
Personal
response






Wider Study Opportunities?

Further research into clay and sculpture skills by watching YouTube videos.
Creative clubs in ADT at lunchtimes & Takeaway Homestudy
Links to Options evening and further GCSE study





Some of your learning will include:

-  Learning about the proportions of the face and how to draw a portrait correctly.
-  Experiment with clay techniques and learning how to manipulate clay using your hands and clay tools.
-  Translating your ideas from 2D to 3D.

Extension tasks for learning:

-  Look a different ceramic artist to inspire your designs - create a second research page.
-  Find out about the different types of building techniques in clay - produces a technical 'how to build' page.
-  Draw a friend or member of your family using the rules of the face technique.

Assessment and Feedback:

-  **Assessment Objective 1:** Develop your own ideas made by research and cultural Influences.
-  **Assessment Objective 2:** Develop ideas by experimenting with different materials and techniques
-  **Assessment Objective 3:** Demonstrate skill in drawing and recording. When annotating work ensure you use subject specific keywords
-  **Assessment Objective 4:** Present a personal final outcome/piece.

Why this? Why now?



Challenge yourself and develop your ability to draw faces realistically by learning how to draw a self-portrait. Develop your shading skills using pencil to create a range of tones and textures. Consider whether you love working creatively and might choose an ADT subject at GCSE. Build on from year 7 and year 8 clay skills by making a larger clay model of your own head.